











Legend

-  County
- Road Type**
-  State Hwy
-  Secondary
-  Local
-  Railroad
-  Lake
-  Stream
- Commissioner District**
- District**
-  1
-  2
-  3



Gilpin County Commissioners Districts

